

## Service Summary Screen

City of Dumas Online Services

Account Number:  
Customer:  
Location Address:  
Phone Number:

Service Description	Status	Start	Stop	Average Charge*
GAS	ACTIVE	07/23/1994		\$36.90
SEWER	ACTIVE	07/28/1994		\$15.16
TRASH	ACTIVE	07/28/1994		\$14.43
WATER	ACTIVE	07/23/1994		\$24.30

\* Average charge based on previous 12 month historical data

## Consumption Chart with Bar Graph Option

City of Dumas Online Services

View Graph By:  Service Description: GAS Meter Number: G5635

Last Read Date: 09/26/2007  
\*Avg. Daily Usage: 1.24 Meter Reading Unit: HUNDREDS OF CUBIC FEET  
\*Avg. 30Day Usage: 37.20 Reading: 4,548.00

Billing Periods	Number of Days	Daily Usage	Total Usage
10/2007	30	0.40	12.00
09/2007	32	0.34	11.00
08/2007	31	0.45	14.00
07/2007	32	0.47	15.00
06/2007	29	0.55	16.00
05/2007	30	0.97	29.00
04/2007	28	1.04	29.00
03/2007	32	3.00	96.00



**Go Paperless.....**

*You can receive your e-bill notification in the mail the same day they are generated on our system. Simply provide us with your email address and we will be happy to email it. You also have a choice to receive the paper bill or go completely paperless and sign on to Click2Gov for the detail.*

*If you are interested in any of our electronic options please send an email to [utilities@ci.dumas.tx.us](mailto:utilities@ci.dumas.tx.us) or call **(806) 935-4101 x101**.*

*The City of Dumas is pleased to provide these services free of charge to it's citizens. As always if you have any questions at all please don't hesitate to call us and we will be happy to answer your questions. We are committed to excellence and look forward to serving you.*




**City of Dumas**

PO Box 438  
124 W. 6th Street  
Dumas, TX 79029  
Phone: (806) 935-4101  
Fax: (806) 935-6104  
E-mail: [utilities@ci.dumas.tx.us](mailto:utilities@ci.dumas.tx.us)

Commitment to  
Excellence

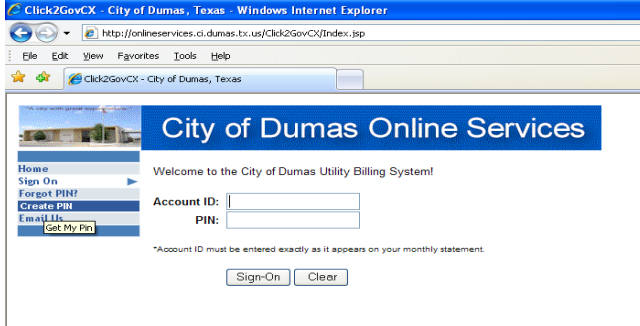
## City of Dumas Online Bill Payment Instructions



[www.dumastx.gov](http://www.dumastx.gov)  
[www.ci.dumas.tx.us](http://www.ci.dumas.tx.us)

**City of Dumas**  
[utilities@ci.dumas.tx.us](mailto:utilities@ci.dumas.tx.us)

**IT'S EASY!**



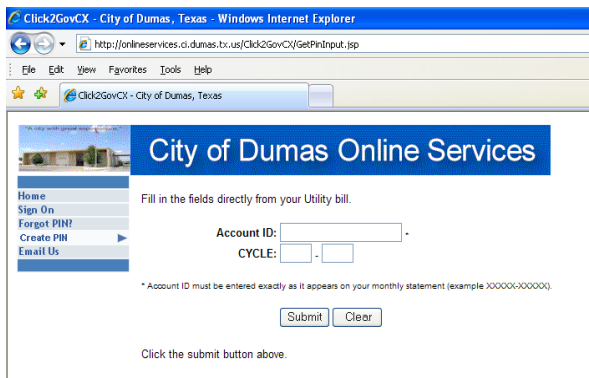
### Main bill payment screen

There are 3 things you need to use the City of Dumas' on-line bill payment :

1. The website address. You can access our online bill pay via our main website. The address for it is: [www.dumastx.gov](http://www.dumastx.gov). Simply click on one of the links to be forwarded to our secure server.
2. Your account number (this can be found on your bill that is mailed to your house monthly).
3. A credit card or debit card.....either will work.

### Create a Pin.....

The very first step will be to create your pin.



### Create a pin continued.....

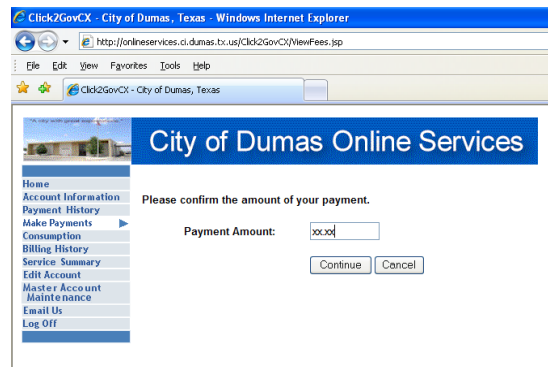
Key in your account number as shown on your bill in the XXXXXX-XXXXXX format. Then key in the CYCLE information just to the right of your account number.

Click submit and on the next screen we will ask for a valid email address. This is important because we will send a verification to your email address to complete the signup process. You will only have to complete the "Create Pin" once. Then for all future payments you will use the same pin.

After you receive the verification email and click on the link provided you will be ready to sign on to our system to pay bills or to simply lookup previous bills and consumption.

### How to Pay Your Bill Online

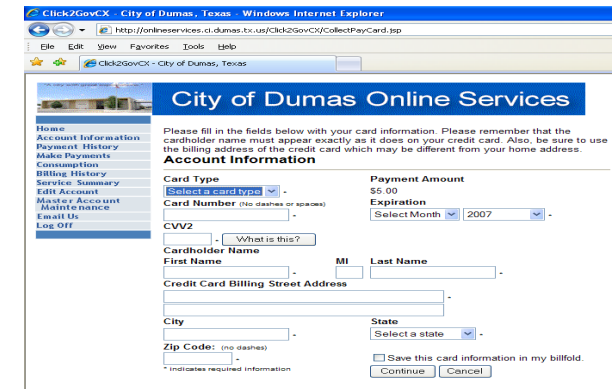
1. Sign on to Click2Gov by accessing the link on our home page at [www.dumastx.gov](http://www.dumastx.gov).
2. Click the PAY NOW button.
3. Key in the amount of payment.



4. Click Continue and review payment amount.
5. Key in card information. You may use credit cards or debit cards. At this time we only accept Master Card or Visa or Discover. Fill in all information completely. You will be asked to review the information and then to complete the transaction.



**Did you know that if you pay your bill using our system that your payment is effective immediately?**



6. You are done! It's as easy as that.

Let's review.....

Step 1—Create Pin

Step 2—Verify account via email

Step 3—Sign into Click2Gov system with newly created pin.

Step 4—Pay Bill

**It's safe and secure....we use the same authentication and security as PayPal.**



### But there's more...

Every wonder how much water you actually used last summer? Well now you can find out. Simply sign into your account and on the left hand side is a tool bar with various options. One of those options is consumption. For metered components such as Gas and Water, you can look up your history of consumption. Or your bill for this time last year. All at your fingertips.